



Tractor Safety and You

Tractors and the attached machinery are by far the largest cause of deaths on Irish Farms.

You are invited to read this and then rate your own safety.



Our vision:

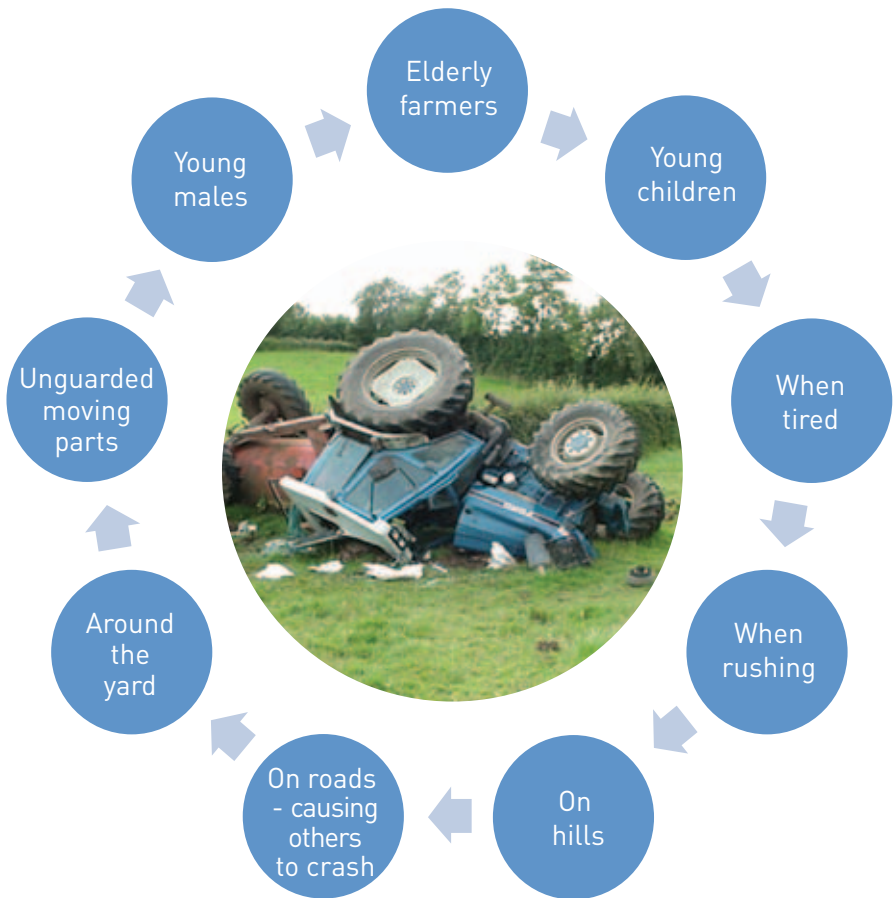
A national culture where
all commit to safe and
healthy workplaces and
the safe and sustainable
management of chemicals

Contents

	Most at Risk	2
	The Consequences	4
	Five Minute Check	5
	Safe Tractor Operations	6
	The “Safe Stop”	7
	Tractor Safety – How Do You Rate Yourself?	8
	Rate Yourself as a Driver	9
	Rate your awareness of Farm Factors	12
	Rate these Machine Factors in Tractor Safety	14
	Your Rating Results	16



Most at Risk





Recognise the risk situations – **then do something about it:**

- **Elderly farmers** – Keep Tractor maintained with adequate rollover protection – limit hours worked – know your limitations
- **Young children** – shouldn't be there – keep them away from tractors
- **Young males** – work under supervision - ensure training and machine familiarity and suitability
- **When tired** – the only cure for fatigue is rest – organise more drivers - take adequate rest breaks
- **Unguarded moving parts/power drives** – cover them fully
- **Around the yard** – slow down – no children – care with hitching/unhitching and reversing, use the “Safe Stop”, use axle stands, prop hydraulics before getting under raised loads
- **On hills** – slow right down – experienced drivers only – maximise traction and controlled braking – avoid wet slippery surfaces – stop if feel insecure
- **On roads** – don't speed – let traffic through – be highly visible – keep well to the left – mark wide loads – secure loads
- **When rushing** – plan your work, allow enough time, don't take chances or short cuts

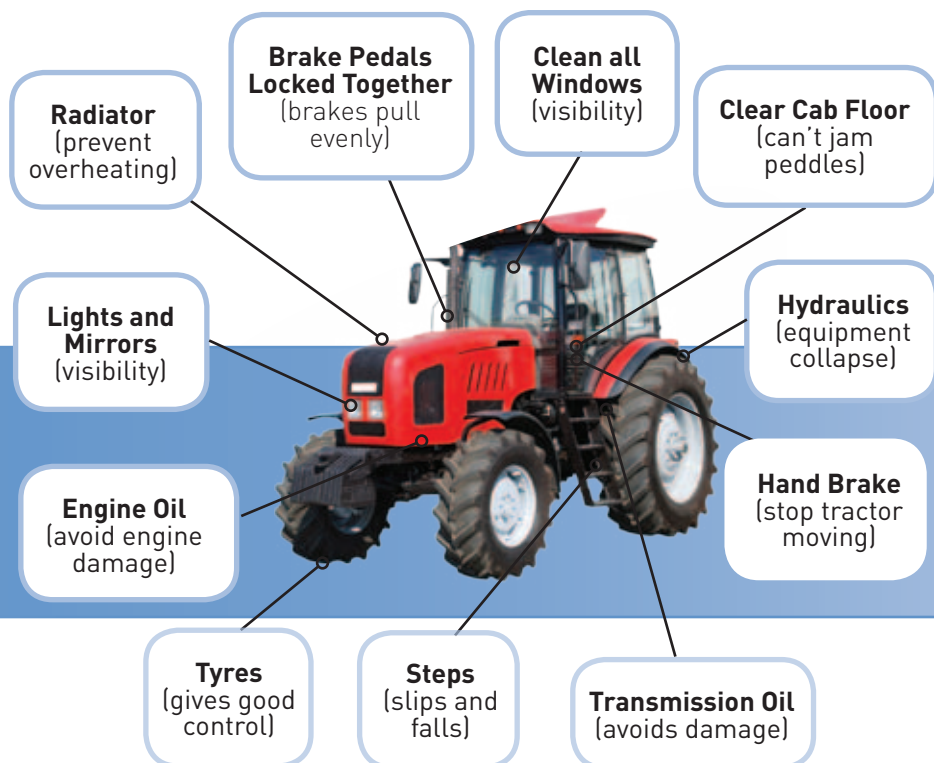
The Consequences

Accidents involving tractors and machinery result in far more deaths and severe injuries than other farm accidents – crushed, entrapped, entangled, deep cuts, amputation, paraplegia, death. You have no chance against the weight and power of the tractor or machine. Take action to prevent accidents with tractors and machinery.



Five Minute Check

Before you start work always check these items:



Only now should you start work – but slow down and work safely

Safe Tractor Operations

Competent Drivers Always Follow 'Safe Systems of Work'



Safe Tractor and Machinery Work – Is In Your Hands

The “Safe Stop”

“Safe Stop” will eliminate most yard accidents. You or your family won’t get crushed, entrapped or entangled if you follow these six simple steps.

Bring it to a
Stop at a
Safe Place

Apply the
Handbrake

Disengage

Lower
Implements

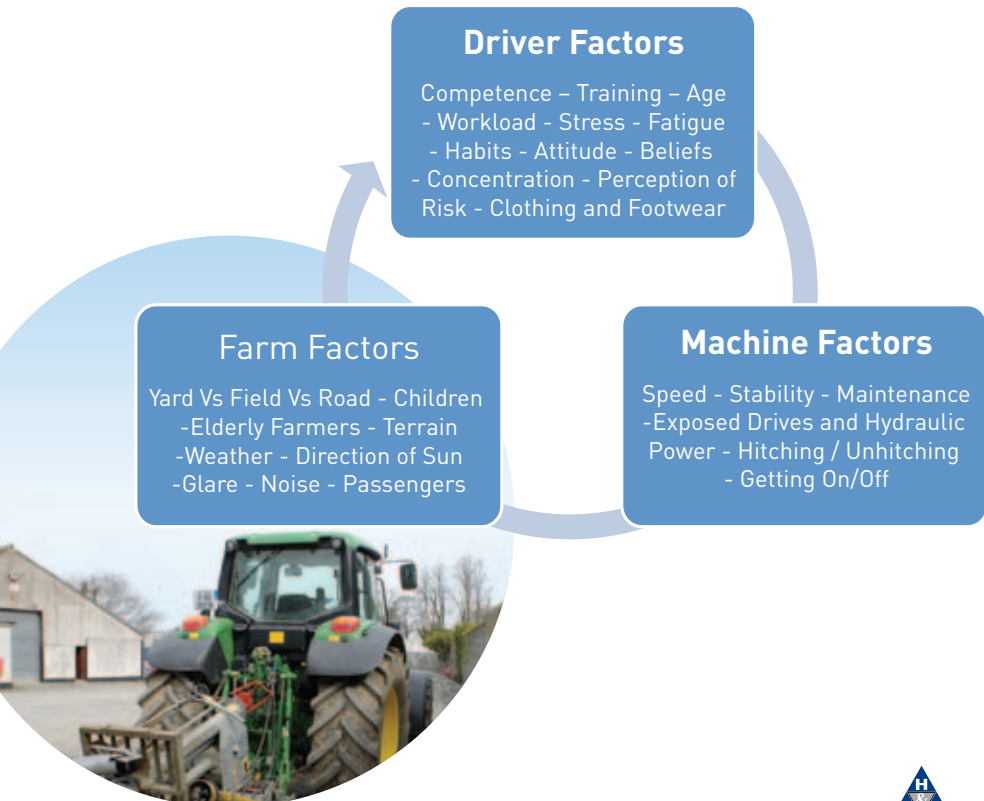
Engine Off

Remove Key
- Only Now
Dismount



Tractor Safety – How Do You Rate Yourself?

Many factors contribute to nearly every tractor or machinery accident. There is rarely a single cause.



Rate Yourself as a Driver

Your rating?

Do I fully understand the use of every control?

Yes

☐

No

☐

Do I always start the tractor in the drivers seat?

Yes

☐

No

☐

Do I know the correct way to operate every machine I use?

Yes

☐

No

☐

Do I drive smoothly – not jerky?

Yes

☐

No

☐

Do I understand the “Safe Stop” system and use it?

Yes

☐

No

☐

Do I scan ahead for hazards such as holes or people?

Yes

☐

No

☐

Do I always wear safety boots and close fitting clothing?

Yes

☐

No

☐

Do I stop and rest when I feel tired?

Yes

☐

No

☐

Do I limit my driving to 13 hours or less in any 24 hour period?

Yes

☐

No

☐

Rate Yourself as a Driver

Your rating?

Do I always concentrate fully on my driving?

Yes

☐

No

☐

Do I stop to take calls or texts?

Yes

☐

No

☐

Do I ensure the radio/CD/MP3 don't distract me?

Yes

☐

No

☐

Do I slow down enough on corners to avoid an overturning?

Yes

☐

No

☐

Do I check my load is stable and secure before going on the road?

Yes

☐

No

☐

Do I reverse with extra care when elderly or children are about?

Yes

☐

No

☐

Do I stop if young children appear?

Yes

☐

No

☐

Do I only allow children over 7 years of age in the cab?

Yes

☐

No

☐

Rate Yourself as a Driver

Your rating?

Do I only allow children aged over 14 years of age with training to drive on my farm?

Yes

☐

No

☐

Do I make sure not to stand where I could get crushed between a tractor and machinery?

Yes

☐

No

☐

Do I not drive when there is no roll-over protection?

Yes

☐

No

☐

Do I always drive at a safe speed?

Yes

☐

No

☐

Do I always carry a mobile phone?

Yes

☐

No

☐

Rate your awareness of Farm Factors

Your rating?

Do I know the driving hazards in my yard? **Yes** ☐ **No** ☐

Do I know the driving hazards in my fields? **Yes** ☐ **No** ☐

Is there safe access/egress to my Farm? **Yes** ☐ **No** ☐

Am I aware of all steep slopes? **Yes** ☐ **No** ☐

Am I aware of all bumpy surfaces? **Yes** ☐ **No** ☐

Am I aware of all deep ditches? **Yes** ☐ **No** ☐

Am I aware of all old stumps concealed in long grass? **Yes** ☐ **No** ☐

Am I aware of all narrow lanes? **Yes** ☐ **No** ☐

Am I aware of all busy roads to be crossed? **Yes** ☐ **No** ☐

Am I aware of all extremely slippery surfaces? **Yes** ☐ **No** ☐

Rate your awareness of Farm Factors

Your rating?

Am I aware of all areas where I cannot drive safely at night?

Yes

☐

No

☐

Can I drive safely in snow or ice?

Yes

☐

No

☐

Can I drive safely toward a low setting sun?

Yes

☐

No

☐

Can I drive safely where the machinery noise is very loud?

Yes

☐

No

☐

Can I drive safely with a passenger(s) in the cab?

Yes

☐

No

☐

Rate these Machine Factors in Tractor Safety

Your rating?

Do I do the 5 minute check every day?

Yes

☐

No

☐

Do I fully maintain the tractor?

Yes

☐

No

☐

Do I know the weight of my trailer in
relation to legal axle limits?

Yes

☐

No

☐

Do I recognise a leaking hydraulic hose
as a significant fault?

Yes

☐

No

☐

Do I recognise touching a faulty
hydraulic hose as a danger?

Yes

☐

No

☐

Do I keep machine guards in place and
in good condition?

Yes

☐

No

☐

Do I always ensure the PTO cover is
chained at each end?

Yes

☐

No

☐

Do I use "Quick Hitch" fittings for most
machinery?

Yes

☐

No

☐

Do I examine the hitch fitting regularly
for wear?

Yes

☐

No

☐

Rate these Machine Factors in Tractor Safety

Your rating?

Do I check that attached machinery is securely hitched before use?

Yes

☐

No

☐

Do I check that the brakes are in full working order including the hand brake?

Yes

☐

No

☐

Do I have the foot brakes linked together?

Yes

☐

No

☐

Do I check tyre pressures, treads and sidewalls?

Yes

☐

No

☐

Do I have a safety belt on each tractor?

Yes

☐

No

☐

Do I avoid walking under a raised "Front End Loader"?

Yes

☐

No

☐

Do I check that the trailed implements are well lit on roads at night?

Yes

☐

No

☐

Do I use the correct tractor for each job?

Yes

☐

No

☐

Do I have a "Hands Free" kit installed in each tractor?

Yes

☐

No

☐

Your Rating Results

The driver and machine factors should have **YES** answers. If most of your scores are **YES**, then well done. Now think about your **NO** answers. There is no right or wrong score here.

- Tractor and machinery accidents may have multiple causes but there is usually one key factor
– **that's YOU!**

You make the critical decisions. Most tractor accidents come back to a decision by the driver
– **that's YOU!**

- Attitude, **YOUR ATTITUDE** is the Key Factor in Tractor Safety
- Understand the risks to you and to others – then **DO SOMETHING TO ELIMINATE OR REDUCE THE CHANCE** of an accident



*Working to
create a
National Culture
of
Excellence
in Workplace Safety,
Health and Welfare
for Ireland*

**HEALTH AND SAFETY
AUTHORITY**

Tel. 1890 289 389

International
Callers

00353 1 6147000

Fax. (01) 6147020

www.hsa.ie



**HEALTH AND SAFETY
AUTHORITY**